



Annapolis Quilt Guild, Inc.

PIECEMAKER

www.annapolisquiltguild.org

November 2024

President's Corner

We know that for someone attending their first meeting, the size of our guild can be intimidating. To help overcome this and encourage new members to continue learning with us, we have established the "**Ambassador Program.**" I started the Ambassador Program to help new members and existing members who have not fully integrated into the guild feel welcome. The Ambassadors are available to speak with new members, answer any questions they have, and sit with new members during the guild's monthly meetings. Most important of all, the Ambassadors want to make all new and existing members feel welcome.



Ambassadors: (left to right)
Sue, Katie, Julie and Jenn

If any guild member wants to help with the Ambassador Program, you can e-mail me (scochranern@hotmail.com) or Katie Hinton (hintonk1981@gmail.com), or talk to us at the monthly meetings. If a new or an existing member wants to connect with an Ambassador at a meeting, all they have to do is look for a yellow daisy sticker on an Ambassador's badge or contact me.

I attended the **new member luncheon** on Saturday, October 12th. A lot of the new members seemed to be having a good time and socializing with each other, as well as with the board members. I am hoping the new members are encouraged to continue with their art of quilting and making friendships that may last a lifetime.

I hope this new program continues for years to come since our guild is full of friendly, talented, and giving members.

Other ways to get involved with the Annapolis Quilt Guild include:

- Attend the meetings (1st Monday of the month at 7pm) and visit each table:
 - Community service (e.g., Beads of Courage Bags, mastectomy pillows, quilt donations for the Light House, children's holiday quilt donations)
 - Challenge quilt (announced in September, due in May at the May meeting)
 - Saleables (t-shirts, tote bags, pins, and magnets)
 - Raffle quilt
 - Programs
- Join a bee (see newsletter/website for more information):
 - Fabric Hogs: 3rd Monday of the Month at the Edgewater Police Station from 1-9pm (drop in anytime during these hours)
 - Material Girls: Severna Park Library; date/times varies
 - Quilt Book Study: Severna Park Library; date/times varies
 - Longarm: 2nd Monday of the month at Severna Park library at 1pm
- Attend an AQG retreat (Pecometh Retreat Center in Centerville, MD)
- Attend an AQG Workshop
- Volunteer at the annual quilt show
 - Location: Riva Trace Baptist Church, Davidsonville, MD
 - Set up: Thursday, June 12th, from 12pm to 6pm
 - Show: Friday and Saturday, June 13th and June 14th, from 9am to 4pm (doors open at 10am)
 - Take-Down (clean up after the show): Saturday, June 14th, from 4pm to 6pm
- Participate in the fabric frenzy bus trip to Lancaster, PA (TBD)
- Read the monthly newsletter to learn about upcoming events and new bees
- Visit the website for more information: <https://annapolisquiltguild.org>

- Sue Cochrane

Open Bees

The Fabric Hogs meet on the third Monday of the month at the Edgewater Police Station.

This Bee is open to AQG and NON-Guild members. Open sewing time from 1-5pm, a break for dinner, then refreshments and social time from 7-9pm. Work on your own projects; bee service group projects to be announced. For more info contact Jane Mullenix at 410-693-3777 or msavon7777@aol.com.

The Material Girls Bee meetings are "sit and sew", so please bring a project. **The next meeting is 11/7 at Severna Park library from 12-4pm.** For more information call Helen Hamerstrom at 410-647-1720 or email helenh@interyacht.com.

The Quilt Book Study Group emphasizes learning new techniques. **The next meeting is a "sit and sew" on 11/14 at Severna Park library from 12-4pm.** For more information call Helen Hamerstrom at 410-647-1720 or email helenh@interyacht.com.

The Longarm Bee usually meets on the second Monday of the month at Severna Park library at **1pm. The next meeting is 11/11.** If you have any questions, contact: June at jkbronfen@gmail.com or Kate at kgollsneid@yahoo.com



November Workshop and Meetings

Monday, November 4th - Zoom Workshop: David Owen Hastings, "Indi-Go-Modern", 9am - 3pm

Monday, November 4th - Virtual Meeting Only (due to Election Polling at the church)
Guest speaker: David Owen Hastings, "Indigo Dyeing in Japan"

Board Meeting - Virtual Meeting

Monday, November 25th at 7pm
A Zoom invite will be sent prior to the board meeting, so look for an email with details.



Membership News

We have 8 new members, making a total of 265 members as of October 23rd.

Membership renewals for 2024-2025 year are being accepted online. The link is on the website, or here: <https://annapolisquiltguild.org/become-a-member/>

Welcome, Jody Ball, Lisa Novitske, Michelle Sherman, Caitlyn Edwards, Lois Burrows, Leslie Conwell, Heather Melancon, and Ann Parsons!

The new member lunch was a great success. New members got to know each other and many of the board and committee people. Good company, good info, good food. What more could you ask for!

- Barb Cencich, Jennifer Young, Debbie Stanford, Loretta Turner, Dee Arneson, and Stella Clyne, Membership Co-Chairs



Sunshine Lady

It is the Guild's custom to send sunshine to Guild members by sending out cards to those who are sick, recovering from surgery, or have had a loss in the family. We also individually send out signed and dated heart blocks to these members. More information about the blocks may be found in the Membership Directory under "Member Support: Hearts Help." Contact Dorothy Tiffany at dorothy.tiffany@gmail.com with any questions. Call or email Dorothy (with "AQG" in the subject line) if you know of someone who might appreciate a card from the guild.

Treasurer's Report

Revenue for July 2024 through September 2024 totaled \$4,789.96 and expenses totaled \$4,796.93 for a net difference of -\$6.67.



The Treasurer's Report can be found in full in the Member's Only section of the AQG website.

- Patti Ackerman, Treasurer

October 7, 2024 Meeting Minutes

Meeting called to order at 6:52pm.

Speaker, Jane Hauprich, was introduced and gave a lecture on quilting negative space. She had many examples of how she treated negative space on actual quilts.

Business meeting was called to order at 8:05pm.

Budget was over by \$6500. Ways to meet the shortfall included charging all attendees at the quilt show, (members currently do not pay for admission), making workshops self-sufficient (now, with a set fee there is a shortfall). Further discussion re: making adjustments will be discussed at the board meeting (this is for changes for the next meeting year).

Patti discussed this year's budget, such as fees for credit cards, general membership dues. Cheryl Hack motioned to accept the budget as presented, Barbara Whiting seconded the motion. It was passed with one objection.

Presidents' block patterns & kits are available. Please see Megan if interested.

Cary Quilting Company in Raleigh, NC is collecting quilts for the hurricane victims.

<https://createsend.com/t/d-FC4617BEDCB5C5632540EF23F30FEDED>

Membership: There are currently 256 members, 9 new members. New members' luncheon is this Saturday.

Programs: Please sign up for classes; the current charge for all classes is \$50. Nov: class is full. Feb: Seminole Piecing is going to be on Sunday for 3 hours; March class is open; April class is open; there are 2 separate classes, both 3 hours offered on the same day.

Quilt Show: The location is Riva Trace Baptist Church on June 13-14. The hours have changed, now 10-4 each day. Planning meeting dates and the list of committees is on our website in the Members Only section. Judging criteria will be finalized by the end of October. Donations for the Country Store include cotton or flannel quilting fabric only; there will be no books for sale. Hilke will usually take other types of fabrics, please talk to her if you have something you would like to donate to her.

The November meeting will be only via zoom. If you do not receive an invitation, please contact Joy.

Quilts for Kids: Kits are available. If you want to make one without a kit, that is acceptable.

Guild challenge is a color challenge. Dice will be used to determine color and schematic design.

Show and Tell followed:

Megan Webber

Nancy Wiswall

Kristina Eddins

Janis Brewer

Suzanne Katrinic

Lisa Murphy

- submitted by Jo Barnes

Meet Your Fellow Members!

Patti Ackerman

I was born in Germany to a US military family. Prior to age 18, I lived in Germany, Indiana, Taiwan, Kansas, Virginia, Colorado, and Hawaii. At 18, I joined the Woman's Army Corps as an Arts and Crafts Specialist. During my stint in the military, the Woman's Army Corps was abolished, and all women became part of the regular Army. I retired from the Army with a physical disability retirement at the age of 19. Went to college (vocational rehabilitation) and became an accountant and worked for the Army Corps of Engineers for 30 years. In 2001, I adopted my first cat from The Siamese Cat Rescue Center (SCRC) and started volunteering for them. I managed a monthly sewing bee where we made cat beds that SCRC sold to make money for the shelter. During the 17 years I worked with them, we made more than 12,000 beds for them to sell. I retired from the Corps of Engineers in 2011 and started a longarm quilting business. Currently I work from home quilting for others. I have been a member of the Annapolis Quilt Guild since 2012 and have served on the board as membership co-chair 4 years, and as treasurer at least 6 years, (I've lost count). Serving on the board is the best way to meet others. Happy quilting!!



AQG Quilt Show 2025

Updated October 18, 2024

Just a reminder that the Quilt Show will be at **Riva Trace Baptist Church, 475 W. Central Ave., Davidsonville, 21035**. **Show Dates are Friday, June 13th and Saturday June 14th from 10am to 4pm. Set Up will be Thursday, June 12th from 12pm to 6pm.**

We conducted another site visit on October 16th. I am glad to report there is more space available than originally thought. **We will be able to have the Boutique this year** and Connie Doster is chairing that committee. She is already signing up sellers. Adrienne Randall has started to contact vendors and we will have our list by December 1st. Jean Dwyer is contacting members to serve as presenters for demos and her work will be completed by December 1st as well. This helps us advertise on the Save the Date card which will be ready by January prior to the Hampton Show and any other shows.

Please see the next article on this page from Mary Osborn-Reilly dedicated to info regarding the Country Store.

Mandy Kopp is starting to advertise the new location and dates on Facebook and Instagram. That is in addition to all the other wonderful activities of the Guild. She is really doing a great job so check it out.

Other good news is that **we will be able to have a food truck in the parking lot**. Kerri Edwards, Chair for Hospitality, will be handling the arrangements. If you have suggestions for a food truck please text Kerri or myself.

We are still working on judging categories and awards so more information will come later. It is decided that the **Special Collection will be 8-Point Stars**. Sometimes this is called a Lemoyne Star. It can be paper pieced or use half square triangles. There is no size limit.

- Fran Mester, Quilt Show



2025 Quilt Show's Country Store Info

It's not too soon to think about donations for the 2025 Country Store. If you are like me, there is fabric sitting in your stash that you know has been there for a while and the inspiration for its use has faded so why not donate it! Make your fabric stash a part of your fall cleaning! Here are a few guidelines for what we need.

It's easy; we want **cotton quilting fabric and flannel**. Small wool pieces are also acceptable. If you have something in your stash and you wouldn't sew with it yourself or give it to your best friend, chances are it's probably won't sell in the Country Store. It's okay to donate those pieces to the trash can. Cotton is a biodegradable fabric, so don't worry about it going to a landfill. The Quilt Police will not come to your door. I promise! I had to throw out a lot of unsuitable fabric from last year and no one came to my door to arrest me.

Scrap bags were a big hit last year and we will be doing this again. Fabric pieces that are not a full width of fabric are great for scraps and many can be made into fat quarters. Look for those special pieces that would be great for an I Spy quilt. We can also use jelly rolls, charm packs and other pre-cuts and panels.

Please do not give us decorator, upholstery fabric or dressmaking fabrics. If you have **apparel fabric yardage** including woven, knits or wool, **Orphan Grain Train (410-417-9674)** is located in Millersville, (right off I-97), and they will gladly accept your donations. They are a non-profit helping those in need. I took a lot of fabric last year from guild donations that were not appropriate for our show. **Fleece fabric** can be donated to the Linus Project and they have a bin at Joann's Fabric.

Notions are needed as well. Patterns, rulers, rotary cutter, markers, pins, thread, elastic, yarn, zippers, ribbons, trims, buttons, bobbins, storage boxes, machine cases, craft items and whatever else you can think of that has escaped my mind. If you have a sewing machine to donate, please contact me directly. You can reach me at **443-995-3182**. It needs to be in working order.

Kits and unfinished projects are also great and it helps to have the pattern for unfinished projects. If you can put these in a separate package from other donations it helps with our sorting process.

In addition to bringing your donations to meetings, we will set up a few Saturdays in March and April to drop off donations. If need be, I can also come by your house to pick up donations, depending on your location. Keep in mind that what we sell is a function of what you donate. Thank you in advance for your donations.

- Mary Osborn-Reilly, Country Store

Exciting News!

The Featherweight Fellowship will begin meeting again!

Place: "Cottonwood",
Julie Antinucci's New Store
548 Benfield Road,
Severna Park, MD 21146

Date: Thursday,
November 14, 2024

Time: 1:00pm – 3:00pm

What: Bring your Featherweight and let's plan some projects!

A Featherweight Fellowship is for owners of vintage Singer Featherweight 221 & 222 sewing machines who are interested in meeting and sharing time with other Singer Featherweight enthusiasts.

For more information, call: Jane Mullenix
410-693-3777, Msavon7777@aol.com



Saleables

There is a new way to buy Annapolis Quilt Guild Merchandise! We have set up a "store front" for the Annapolis Quilt Guild on the Lands' End Business catalog web site. Here, you can browse through the MANY clothing options available and the AQG logo will be embroidered on whatever you choose. Use the link below to first set up an account. From there, browse and choose your favorite item. During the checkout process, it will ask you to confirm the AQG logo. Complete your checkout and your item will arrive at your door in 7-10 days.

LANDS' END  <https://business.landseend.com/store/aqg>

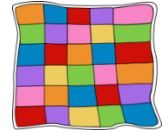
New pins showing off our raffle quilt 2025 are now available for \$5.00. Come see us at the Saleables table at our next quilt meeting!

- Brenda MacQuilliam & Rebecca Musliner



Community Outreach

We continue to collect quilt tops, 60 - 70" wide by 70 - 80" long; gender neutral or bright.




- June Bronfenbrenner

We are collecting mastectomy pillows, infusion quilts, children quilts, baby quilts, and hats. Thank you for all you have donated so far. So much appreciated!


- Louise Myrick

Aynex Mercado, Artist - Free Show! Maryland Hall, 3rd Floor, Openshaw Gallery


Aynex Mercado Artist Statement: I am a modern quilt artist. Art quilts are comparable to paintings in fabric to be displayed on a wall and not what you normally think of as traditional quilts designed as bed coverings.



It is something I have to do. Fabric is the best medium I have found to express my voice. I create work that starts a conversation and brings us a little closer. I have my own political opinions but my work is not meant to push my beliefs. I try not to show one solution as better than another. I do try to show how both sides may have merit and there is no need to antagonize or diminish each other to achieve our goals. My work is about



acceptance and the need to be better to one another. There is so much beauty around us and most of the time we walk around without noticing it. Our attention is trapped in our phones and we do not see what is around us. Being disabled makes me sometimes



feel invisible and not accepted and I want the world to know that by noticing things, understanding each other and being more accepting, we can make this a better world. I do most of my sewing on a sewing machine and also implement machine quilting and some embellishments like beads and hand embroidery.

This exhibit ends November 22nd.

- submitted by Terri Flaherty

Events

Quilt Challenge 2025 - Color Theory in Quilted Art



Let's challenge ourselves by using some art **theory basics in our quilting!** We know **many of** you probably already use the color wheel as a tool in selecting colors for your artwork (yes, your quilts are artwork!), but let's make it even more fun with a bit of randomness!

For this challenge, there are two factors we are using. First is the color wheel, which is broken into 12 colors. Second, we will be using a chart of typical color schemes from the basics of art theory, which includes 9 options.

To participate, come see us at the Events table to roll some fancy dice to discover your fated colors and color scheme. We're happy to let you decide on either the starting color or the color scheme, or you can roll the dice for both choices for a fully random challenge!

Here's the fine print:

1. Only quilts created in response to this challenge will be eligible for submission. The intention is to encourage participants to explore novel and unexpected ideas as a result of this specific challenge.
2. The quilt's perimeter should measure a MINIMUM of 50"
3. Please bring your quilt to the May 2025 meeting, so we may display it and present members can "ooh" and "aah", as well as vote for their favorites! We'll award some ribbons to the winners.
4. Please attach the color wheel "cheat sheet" you were given at sign up to your quilt, so that we can see how awesomely you have completed your unique challenge! We also welcome any written provenance (your quilt's origin story) you would like to include; please pin or clip it onto your quilt.
5. The quilt should have a hanging sleeve if you would like to include it in the annual display at MAQF. If you just want to show it at the May meeting, no sleeve is required.

Here are a few links if you'd like to learn more about or review some color theory:

https://mymodernmet.com/basic-color-theory/#Color_Harmony

<https://shop.decoart.com/blog/color-theory-basics-the-color-wheel/>

<https://www.serenaarchetti.com/blog/introduction-to-color-theory-for-artists>

More Details for Challenge - from frequently asked questions

Size - Minimum perimeter should be 50 inches; there is no maximum. We're open to quilted pieces, not just quilts. For example, wearables or bags would be fine, as long as they are of a size that equates to the minimum perimeter at least; must be quilted though.

Color(s) - The color(s) you are to use can be any shade in your "slice" of the color wheel. For example, if one of your colors is orange, you can use any orange from super light to super dark and as many different oranges as you want. Please stick with straight orange and don't veer over to the yellow-orange or the red-orange if possible.

There is also no rule on the percentage of each color you need to use. For example, if you have three colors in your color scheme, and green was the color you rolled with the dice, that does not limit you to using green as the primary/most used color in your piece. It should be used in your piece along with the other two colors, but we will not require it to be the main color used.

Fabric selection - Fabrics chosen should strongly read as the intended colors. Meaning that some fabrics you want to use may have some other colors in them, which is okay as long as the fabric overall reads strongly as the color you are working with.

"Cheat sheet"/color assignment sheet - please hold onto this and clip or pin it to your piece for display at the May meeting. This way everyone can see what colors and color theory you were working with.

We want to assure you that we will not be pulling out our color wheels to check every fabric! Nor will we be measuring any percentages of colors used!

For more details, and further information, contact via email Amy Oswald at amy.hs.oswald@gmail.com or Tammy Barlet at tammybarlet@gmail.com,
Events Committee Co-Chairs

Children's Holiday Quilt Donations



During the upcoming festive season, we will contribute to the Holiday Sharing Program via the Anne Arundel County Department of Social Services Community Initiatives and Programs. They serve over 2,000 families and the elderly during the holidays by providing a Thanksgiving and/or Christmas dinner along with Holiday gifts for children 15 years old and younger.

- Our donated quilts would be for children 15 years old and younger.
- Good sizes are approximately 40" x 50" for younger kids and 50" x 60" for older children. Quilts up to twin size are acceptable.
- Quilts are preferred but other comfortable coverings, such as fleece blankets, are also welcome.
- The quilts will be collected at the December meeting. Our goal is to have at least 120 quilts.

Please wash the quilt prior to donation, we recommend using color catchers also.

Thanks again to Deb Clovis for preparing so many pre-cut quilt kits! I believe all the kits have been picked up by you helpful folks. We have already received some completed quilts, so thank you so much already! **We'll be at the December meeting to collect the rest.** Thank you all for your generous donations of fabric, quilting, time and effort in creating these precious gifts for kids in our communities!

If you have fabric to donate for backings, please bring it to a meeting.

For more details, and further information, contact via email Amy Oswald at amy.hs.oswald@gmail.com or Tammy Barlet at tammyibarlet@gmail.com, *Events Committee Co-Chairs.*

Holiday Party

Our guild's tradition is to have a holiday party **during the December meeting**. The guild will provide some snacks, drinks, and fresh fruit, as well as plates, cups, napkins, utensils. Guild members may bring additional items to share, though it is not required to come to the party! We hope to see you all there for some food, fun, and fellowship!

AQG's Mid-Atlantic Quilt Festival Exhibit

As we have done in the past, the Annapolis Quilt Guild will be exhibiting last year's challenge quilts at the 2025 Mid-Atlantic Quilt Festival in February. If you participated in last year's quilt challenge and would like your quilt to be included in the exhibit, please **provide the following information to Katie Hinton via email (hintonk1981@gmail.com) or phone/text (203-257-3987) no later than January 1, 2025:**

- Quilt title
- Name of maker
- Size
- Insurance value (NOTE: According to Festival staff, each quilt may be insured for \$100 to \$1,000. Items valued at more than \$1,000 require a written appraisal; however, no single quilt may be insured for more than \$5,000.)

Please note that each quilt must have a 4" hanging sleeve on the upper back. In addition, each quilt will need to be accompanied by a card with the name of maker, title of the item, and a descriptive paragraph. **Katie Hinton and Anna Radle will collect the quilts at the February 2025 AQG meeting.**

- submitted by Katie Hinton

Important Update Regarding Guild Workshops



Many of you, long time and new members alike, have had questions about how to register for workshops. The process has changed a bit from years past and this article provides an update on those changes and some insight into the process moving forward. We want to make sure that everyone understands the process so we can keep filling our workshops!

This past summer, AQG transitioned to an online registration system. We maintained paper forms and online registration during the transition and were considering continuing to do both. However, it has become clear that we need to make a choice in order to ensure we are registering everyone properly and keeping things consistent. We are going with the online registration system.

There have been a couple of wrinkles, but for the most part, the online system is working very well and helping us to keep track of how many students are registered and payments received. It also provides quick access to emails and contact information for all of the class participants so that we can send out supply lists and any updates that the instructors want us to share prior to the workshops. If a class is full, we can start a wait list. The system also allows multiple board members to access the class information so that anyone from the board could virtually step in if needed.

We understand that this is a big change.

You must now register online for workshops. If you do not have the ability or access to register online, you can register at the guild meetings. Just stop by the Programs table and we will help you. You should be prepared to pay for your workshop when you register. You can pay with cash, check or a credit card. Your payment confirms your space in the workshop.

Workshops are filling to capacity consistently. If you see a class you are interested in, register early. Unfortunately,

we can no longer hold space in a workshop without payment. With the number of guild members now over 250, it is just not realistic to maintain a list of members who are interested versus members who have registered and paid to take the class.

Once a class is filled, the link on the website will no longer be active. If you wish to be put on a wait list for that class, send an email to aqqprogramchair@gmail.com with the name of the workshop for which you would like to be wait-listed. If someone should cancel, we will contact you to see if you are available to fill the spot. We need to fill all the classes to capacity to generate enough income to pay for the instructor and facility rental. Filling spots at the last minute is very difficult for everyone.

We are doing our best to bring you dynamic and current programs with nationally recognized instructors and want to continue to do that. Thanks, in advance, for your patience and cooperation with our new system.

If you have any questions, please send an email to aqqprogramchair@gmail.com. We hope to see you at an upcoming workshop!

- Suzanne Meader, Program Chair

Presidents Quilt Blocks

As is our tradition, we will present quilt tops to Polly and Sue at the year-end meeting in June as a thank you for their work and energy as the guild's Presidents.

This year, we are doing a different paper-pieced block for each of them. Directions & patterns will be **available at our meetings**, so please stop by the Vice Presidents' table to **pick up your choice of packets. We need the completed blocks by the March meeting**, but we'd love to get them back early! If you can't make the meeting, contact Megan Webber (mew21012@gmail.com) or Luanne Ormsbee (leormsbee@gmail.com) so we can arrange to get them to you.



Upcoming Workshops

Now accepting registration for all Fall 2024 classes. Online registration is now required to reserve a space in workshops; payment is due at the time of registration (cash, check and credit card are accepted) and guarantees your seat in the workshop. Please see the article on page 8 of this month's newsletter regarding the online registration process. If you need help with online registration, you can stop by the Programs table at the guild meetings to register for workshops.

Sunday, February 2, 2025

Rachel Clark (<https://www.rdkc.com/>)

Zoom workshop / 1pm - 4pm

"Fast Piecing with Seminole Techniques"

16 spaces available;
only 3 hrs!

Rachel will teach an introduction to this piecing technique originally developed by Native Americans. Students will be creating units that are cut from long strips, and then sewn together and remade in a Seminole pattern. The strips can be very colorful and are suitable to be used in a small quilt, wall hanging, or as an accent to brighten up a garment.



Fee: \$30 Guild members / \$40 Non-Guild members [Supply List](#) [Register Online Now](#)

Monday, March 3, 2025



Ellen Lindner

(<https://adventurequilter.com/>)

Zoom workshop / 9am - 4pm, "Double Reverse Applique"

This is a really awesome technique, because it's both accurate and easy. Here's a chance to make two coordinating projects. We'll make the Apple in class and get a start on the Pear. This raw edged appliqué technique is extremely accurate. Ellen's tricks for staying organized will ensure that your class time is efficient, productive, and free of frustration. You'll also learn tips for making your own DRA patterns. Note: This class is for intermediate quilters. Participants must be familiar with free motion sewing. *Fee: \$50 Guild members / \$60 non-Guild members.* [Supply List](#) [Register Online Now](#)

12 spaces available



Monday, April 7, 2025

Alice Ridge (<https://aliceridgequilts.com/>)

In-person, 9am - 3pm

"Mock Molas & Sashiko"

4 spaces available

Two handwork classes that explore unique needlework styles but are easy and relaxing to do!

- Sashiko is a traditional Japanese needlework technique that is easy to do and offers endless creative opportunities.
- Traditional molas from Panama are beautiful, but require layers of fabric and small, detailed stitching. Alice created this class to modify the Traditional Mola by using Felt to make a project that keeps the style and colors of the original, but is so much easier and faster!



Each class has a required kit (\$50 for both, payable the day of the class) that contains all of the supplies for the projects. Please bring general hand sewing supplies (thimble, small sharp scissors, a range of needle sizes).

Fee: \$50 Guild members / \$60 non-Guild members [Register Online Now](#)

Free-cycle Option

Since we are no longer offering the Free-cycle Table at meetings, it is encouraged that members donate "acceptable" items to the Country Store each month at our meetings, which is just as convenient! Please refer to the article on page 4 for specific details.



For items that the Country Store cannot accept, you can also always donate to your favorite, local thrift stores as well. Just call ahead for new drop-off hours and days, as we have seen some of these stores' policies change frequently lately.



Annapolis Quilt Guild Membership Form 2024 - 2025

Amt Paid _____

Date Paid _____

Ck#/Cash _____

Annual Membership runs from July 1, 2024 to June 30, 2025.

NAME _____

ADDRESS _____

CITY _____ STATE _____ ZIP CODE _____

PHONE _____ E-MAIL _____

New Member _____ OR Renewal _____ (Year) Joined _____

Do you want a printed copy of the Membership Guide? **YES** _____ **NO** _____

Please make checks payable to **Annapolis Quilt Guild**.

___ \$30.00 Annual Membership Dues (7/1/2024 thru 6/30/25)

___ \$10.00 2024 Raffle Tickets

Dues must be received by June 30, 2024 for inclusion in the Printed Annual AQG Membership Guide.

Volunteer Opportunities: Each member is expected to volunteer at least two hours per year for guild activities and help with our annual quilt show. Let us know how you would like to help. Check all that apply:

_____ Events – Challenge Quilt, Bus Trips, Holiday Party

_____ Programs – Escorting Speakers, Hospitality, Teaching, Demonstrations

_____ Quilt Show – Quilt Hanging, Demonstrations, Silent Auction, White Glove, Entry Hall, Publicity

_____ Other activities – Library, Raffle Quilt, Community Outreach, AQG Merchandise, Membership Desk

_____ Other Expertise – Spreadsheets, Accounting, Desktop Publishing, Webmaster, Word Processing, Events Planning, Organizer, Photographer, Public Relations

Register online at: <https://annapolisquiltguild.org/become-a-member/>

OR SEND COMPLETED FORM AND PAYMENT TO:

Annapolis Quilt Guild
2021 Homewood Road
Annapolis, MD 21409

Opportunities of Interest

November 1-3 - Everybody's Quilt Guild's "Fall Harvest of Quilts" Quilt Show. (Fri./Sat. 10a-5p, Sun. 10a-3p). 2030 Pleasant Valley Rd., Westminster. \$10.

November 1-3 - Longarm Education Workshops with Cheryl Laine. Spring Water Designs, Columbia. Some spaces available.

November 1 - December 23 - 2024 Regional Textile Showcase, Thu. - Mon. 10a-4p. Free. Montpelier House Museum, 301-377-7817, montpeliermansion@pgparks.com

November 6-9 - Quilt Fest Virtual School House #9, (Online classes) www.quiltfest.com

November 13 - Southern Comforters' Showcase of Challenge Quilts and Christmas Crafts Boutique, 7-9p, Christian Community Presbyterian Church, 3120 Belair Drive, Bowie

November 15-16 - Bayside Quilters of the Eastern Shore's "Handmade Market", Fri. 3-7p, Sat. 9:30a-3p. Trappe Fire House, 4001 Powell Ave., Trappe, www.baysidequilters.com

November 23 - Woods Memorial Presbyterian Church Holiday Bazaar, 9a-1p, 611 Baltimore Annapolis Blvd., Severna Park

November 23 - Advent Market Celebration & Craft Bazaar, St. John the Evangelist Church, 689 Ritchie Hwy., Severna Park

November 23-24 - Holiday Arts & Crafts Show, Sat. 10a-5p, Sun. 12-4p. Byzantium, Ss. Constantine & Helen Greek Church, 2747 Riva Rd Annapolis

December 7 - Broadneck H.S. Holiday Craft Bazaar, 9:30a-3p. \$2. 1265 Green Holly Dr, Annapolis

Maryland Center for History and Culture, 610 Park Avenue, Baltimore



Material & Memories Exhibit

Elizabeth Talford Scott and the Crazy Quilt Tradition
<https://www.mdhistory.org/exhibitions/material-memories/>

<https://shop.mdhistory.org>



<https://jendalyquilts.blogspot.com/2016/11/give-thanks-free-pattern.html>

Please send submissions
for the
PIECEMAKER
to Kerry Heyes
kadams61@yahoo.com

Deadline for the
December issue:
November 15th

Annapolis Quilt Guild Officers - 2024-2025

Presidents	Polly Schatz, Sue Cochrane
Vice Presidents	Megan Webber, Luanne Ormsbee
Secretary	Jo Barnes
Treasurer	Patti Ackerman
Events	Tammy Barlet, Amy Oswald
Membership	Barb Cencich, Jennifer Young, Debbie Stanford, Loretta Turner, Dee Arneson, Stella Clyne
Programs	Suzanne Meader
Newsletter	Kerry Heyes
Quilt Show	Fran Mester
Social Media	Mandy Kopp
Senior Advisors	LizAnn Lizotte, Sue Eells

Committee Chairs

Community Outreach	June Bronfenbrenner, Louise Myrick
Hampton Quilt Show	Anna Radle, Katie Hinton
Donations	Hilke Hoefler, Mary Matton, Marie Murphy
Estate Review	Debora Clovis
Historian	Hilke Hoefler
Librarian	Terri Flaherty
Raffle Quilt Wrangler	Diane Gerrior
Saleables	Brenda MacQuilliam, Rebecca Musliner
Sunshine	Dorothy Tiffany
Tax Committee	Patti Ackerman
Technology/Zoom	Joy Coffelt