




How to Volunteer online via for the Quilts by the Bay Show



Step 1: Go to www.signupgenius.com. Click on  located at the top right of the page.


Step 2: You will see:  Enter julieantinucci@yahoo.com for the email address of the person that created the signup. *You will also have to enter the random letters and numbers that will appear in the pink box (to verify you are not a robot!).* Then click 

Step 3: You will be taken to the Volunteer Signup page where you can click on the title of any signup. You can review the available positions and times.



Date (mm/dd/yyyy)	Time (ET)	Available Slot	
06/09/2017 (Fri.)	4:00pm - 5:00pm	Country Store Merchandise Set-up	<input type="checkbox"/> Sign Up
	5:00pm - 6:00pm	Country Store Merchandise Set-up	<input type="checkbox"/> Sign Up
	6:00pm - 7:00pm	Country Store Merchandise Set-up	<input type="checkbox"/> Sign Up
	7:00pm - 8:00pm	Country Store Merchandise Set-up	<input type="checkbox"/> Sign Up
	8:00pm - 9:00pm	Country Store Merchandise Set-up	<input type="checkbox"/> Sign Up

Once you have decided on a time slot, click on  to place a check the square, then click 

Step 4: If you have a signupgenius.com account, you can log in to complete your sign up. **If not**, don't worry! You will be asked to enter your first and last name and your email. You have the option to create an account, but **an account is NOT required to sign up**. Once you have completed your information, click  and you are finished!

If you have any questions, please email Julie Antinucci (julieantinucci@yahoo.com) or Jenn McCaskey (jkmccaskey@gmail.com).



THANKS FOR VOLUNTEERING!!

